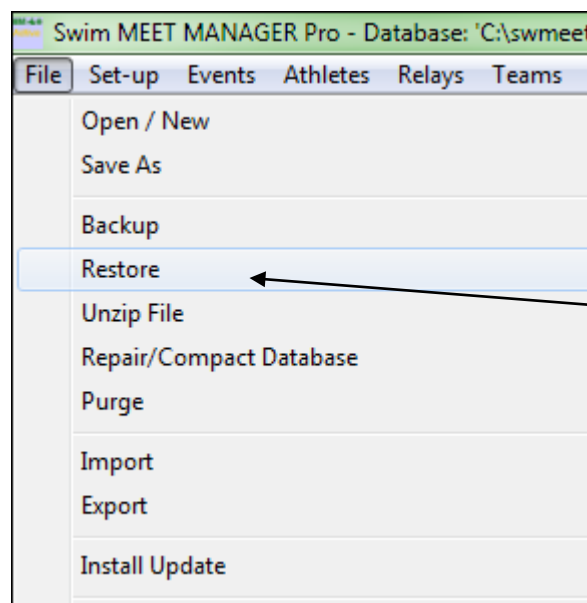


Exporting Only the Masters Results from a Mixed Meet (both Masters and USA Swimming members)

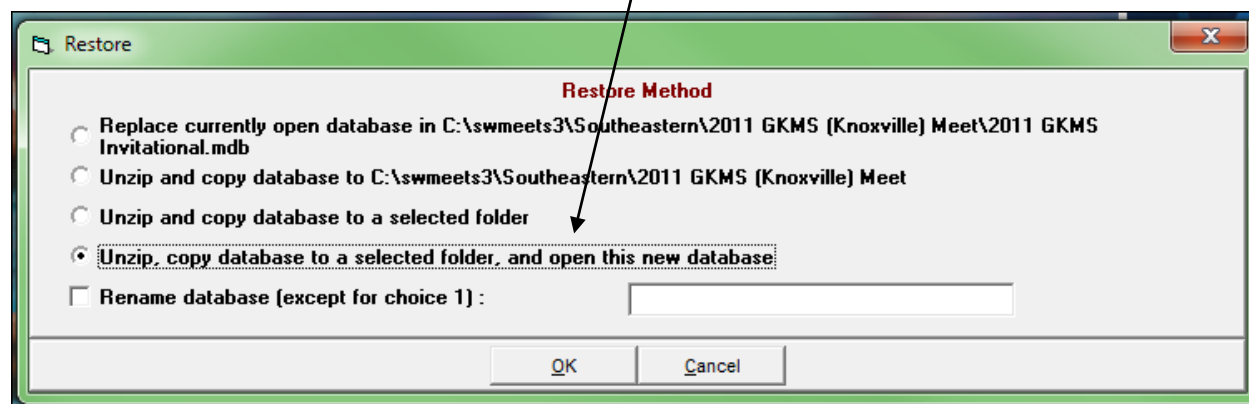
Occasionally you might receive results from a meet that contained participants from both USA Swimming and USMS. We don't want USA Swimming members to be uploaded to the USMS Meet Results database. There is a way to separate the Masters swimmers from the age-group swimmers in the Hy-Tek software.

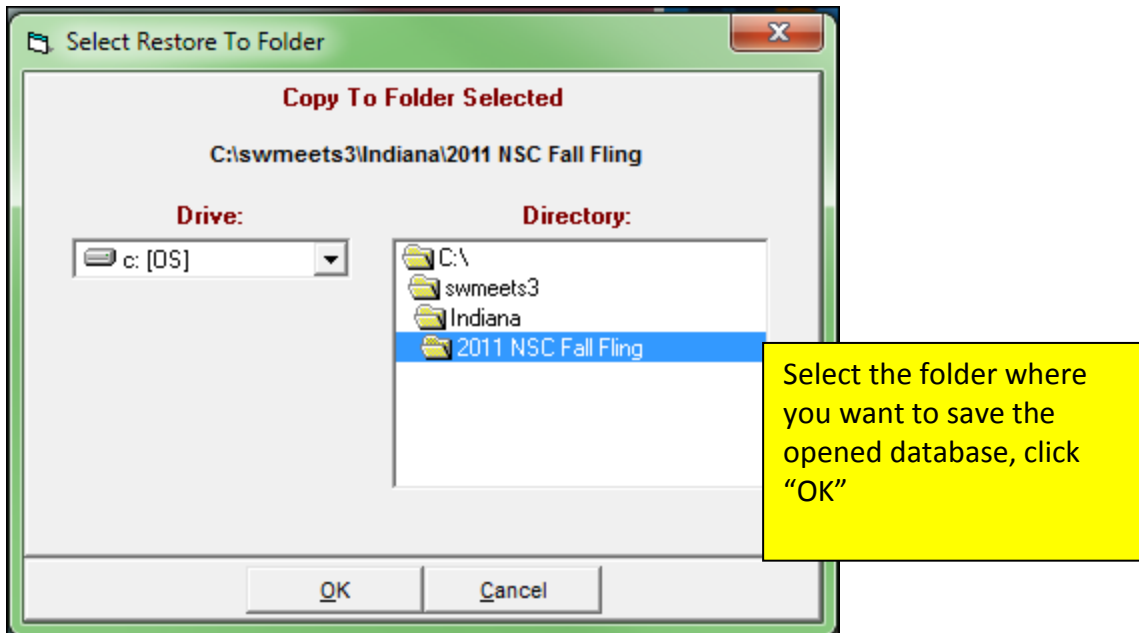
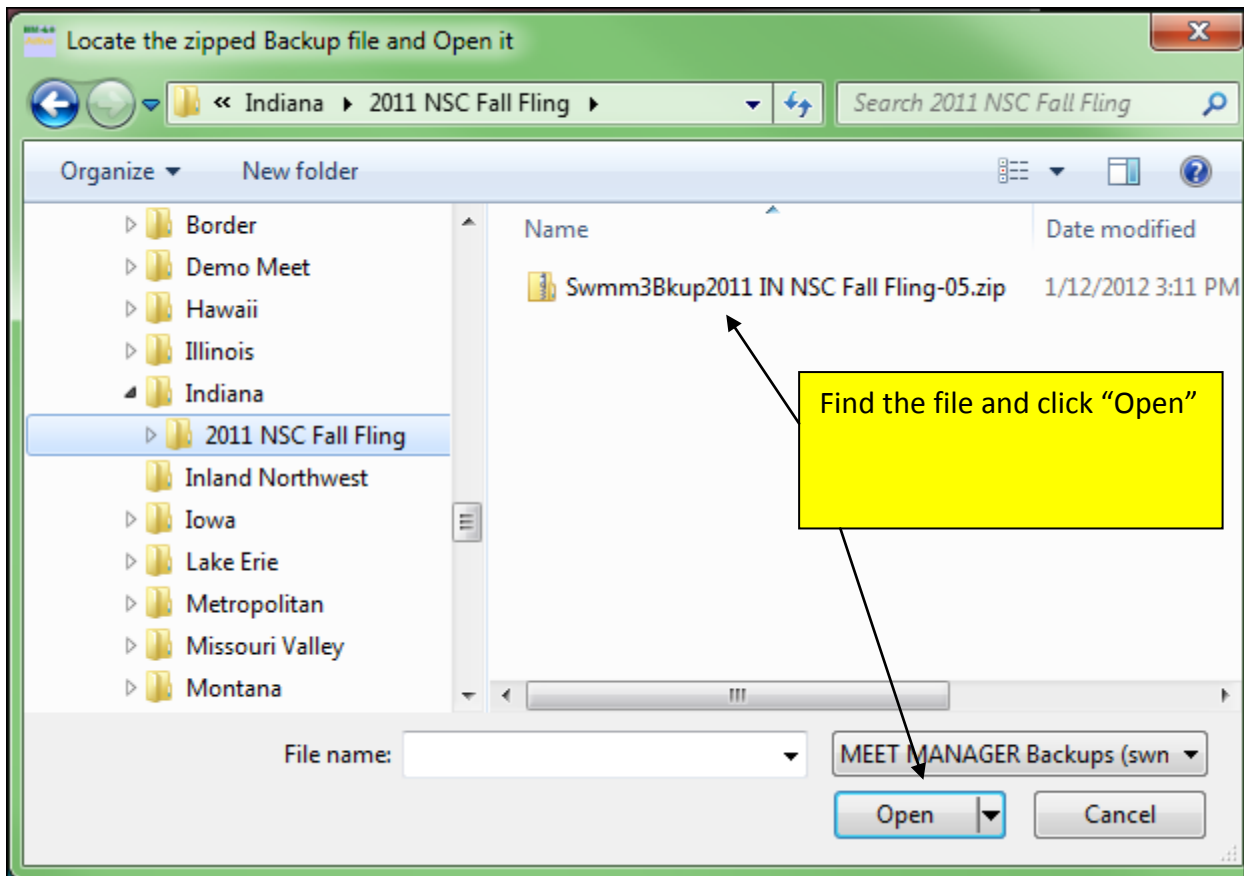
You need the full meet backup to do this. The full meet backup is a file whose name begins with "Swmm3Bkup" or "Swmm4Bkup." First, save this file somewhere on your hard drive.

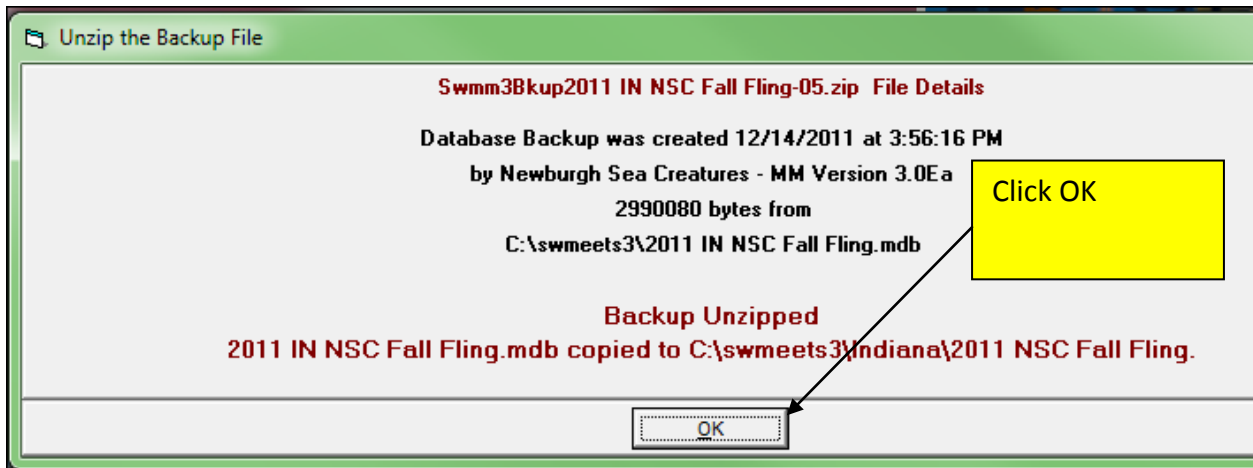
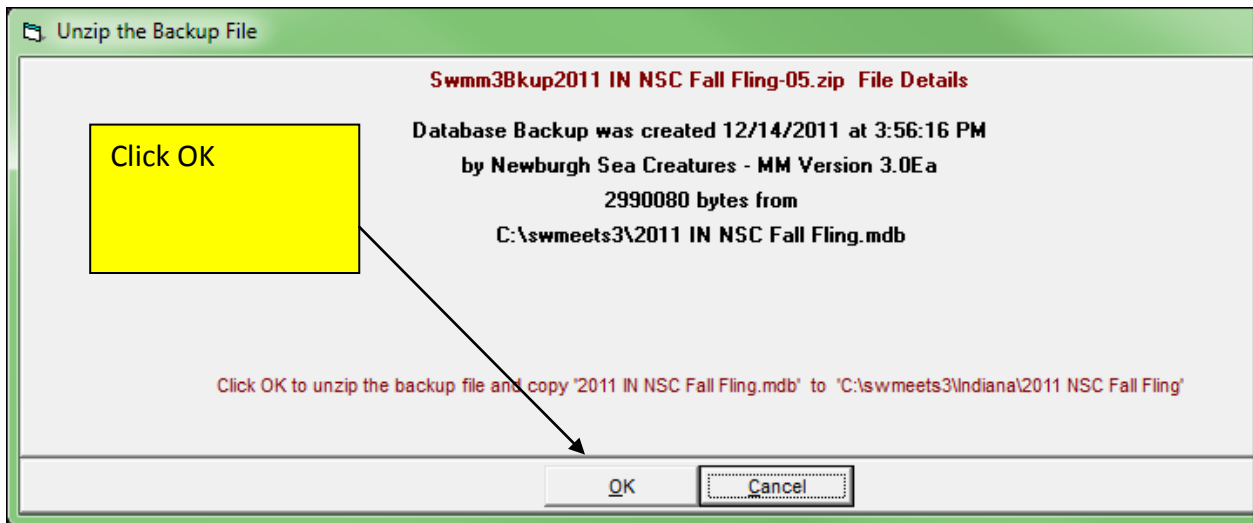
From the Hy-Tek Meet Manager software:



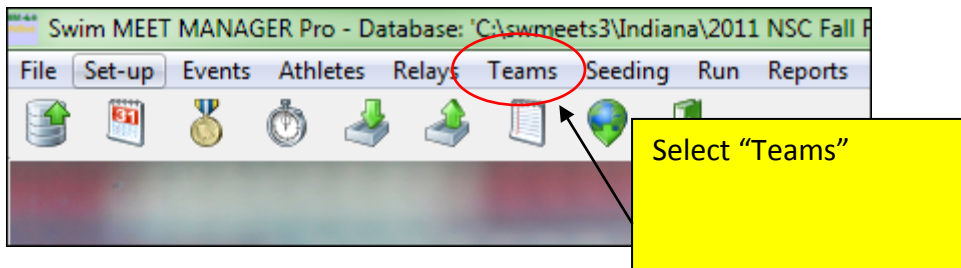
File >> Restore >> "Unzip, copy database to a selected folder, and open this new database"







Next you need to create a fictitious club called "USMS." You will assign all of the Masters swimmers to this fictitious club:

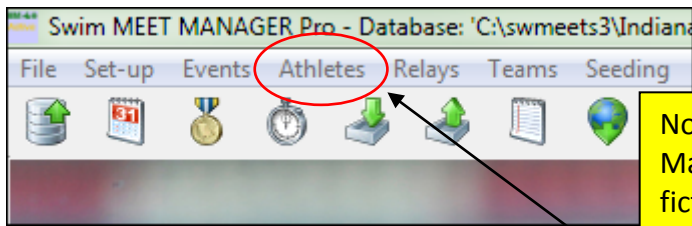


Teams				
Layout Add Edit Delete Coaches View Find Pri				
A B C D E F				
	Team Name	ABBR	LSC	Sh
▶	Boonville Aquatic Dolphins	BOON	IN	
	Centralia Recreation Complex	CRCY	OZ	
	Excel Aquatics	XCEL	SE	
	Greater Evansville Aquatic Tea	GEVV	IN	
	MADISONVILLE YMCA	MADY	KY	MA
	Mt. Vernon Swim Team	MTV	IN	
	Newburgh Sea Creatures	NSC	IN	
	Owensboro Marlins	OMM	KY	
	Rec-Plex Sharks	RPLX	OZ	
	SOUTHRIDGE AQ RAIDER GATORS	SARG	IN	SA
	TECUMSEH SWIM CLUB	TSC	IN	TS
	UnAtt - Newburgh Sea Creatures	UNNSC	IN	
	Unattached Indiana	UN	IN	
	Unattached Kentucky	UN	KY	
	Unattached Southeastern	UN	SE	

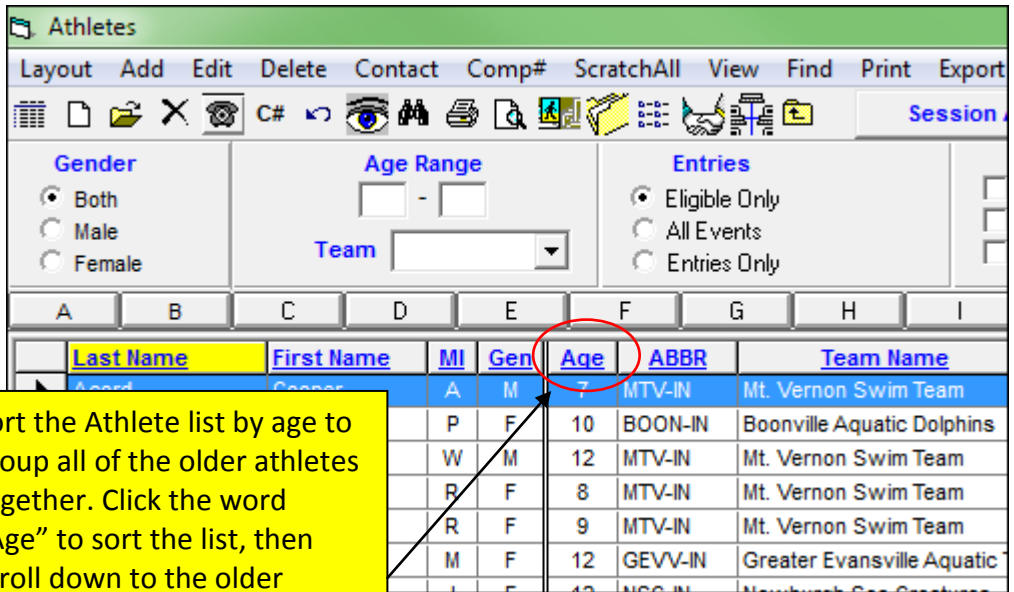
Here is the list of teams that participated in the meet. Click "Add" to add the new fictitious USMS team

Add New Team	
Team Abbr :	USMS
Full Team Name :	US Masters Swimming
LSC :	IN
Short Team Name :	
Division :	
Alternate Team Abbr :	
<input type="checkbox"/> Team not eligible for team score point rankings (sir	
Address :	
Address :	
Province :	
City :	
State :	
Postal Code :	
Fax :	
E-Mail :	
Country :	
<input type="button" value="OK"/> <input type="button" value="Cancel"/>	

Just fill in "USMS" for the team abbreviation and US Masters Swimming for the team name. Click "OK"



Now we will assign the Masters athletes to the fictitious USMS team. Click "Athletes"



Sort the Athlete list by age to group all of the older athletes together. Click the word "Age" to sort the list, then scroll down to the older athletes.

Wilkerson	Joe		M	38	NSC-IN	Newburgh Sea Creatures
Bowling	Heather		F	44	NSC-IN	Newburgh Sea Creatures

There were two Masters athletes in the meet. Double-click on an athlete's name to open his record.

Athlete Edit

Contact Teams

Last Name: Wilkerson First Name: Joe

Pref Name: Birth Date: 07/24/1973 Age: 38

Reg ID#: Team: NSC-IN Newburgh Sea Creatures

Gender (M/F): M Retain Gender Build ID Class Year: Status: Normal

Citizen of: USA Disability (S, SB, SM): 0

2nd Club: State:

ENTRIES ELIGIBLE EVENTS

This athlete is currently assigned to the NSC-IN club. Click the arrow to display the pull-down teams list.

Athlete Edit

Contact Teams

Last Name: Wilkerson First Name: Joe

Pref Name: Birth Date: 07/24/1973 Age: 38

Reg ID#: Team: NSC-IN Newburgh Sea Creatures

Gender (M/F): M Retain Gender Build ID Class Year: SARG-IN Southridge AQ Raider Gators

Citizen of: USA Competitor #: TSC-IN Tecumseh Swim Club

2nd Club: City: UN-KY Unattached Kentucky

UN-SE Unattached Southeastern

UN-IN Unattached Indiana

UNNSC-IN UnAtt - Newburgh Sea Creature

USMS-IN US Masters Swimming

XCEL-SE Excel Aquatics

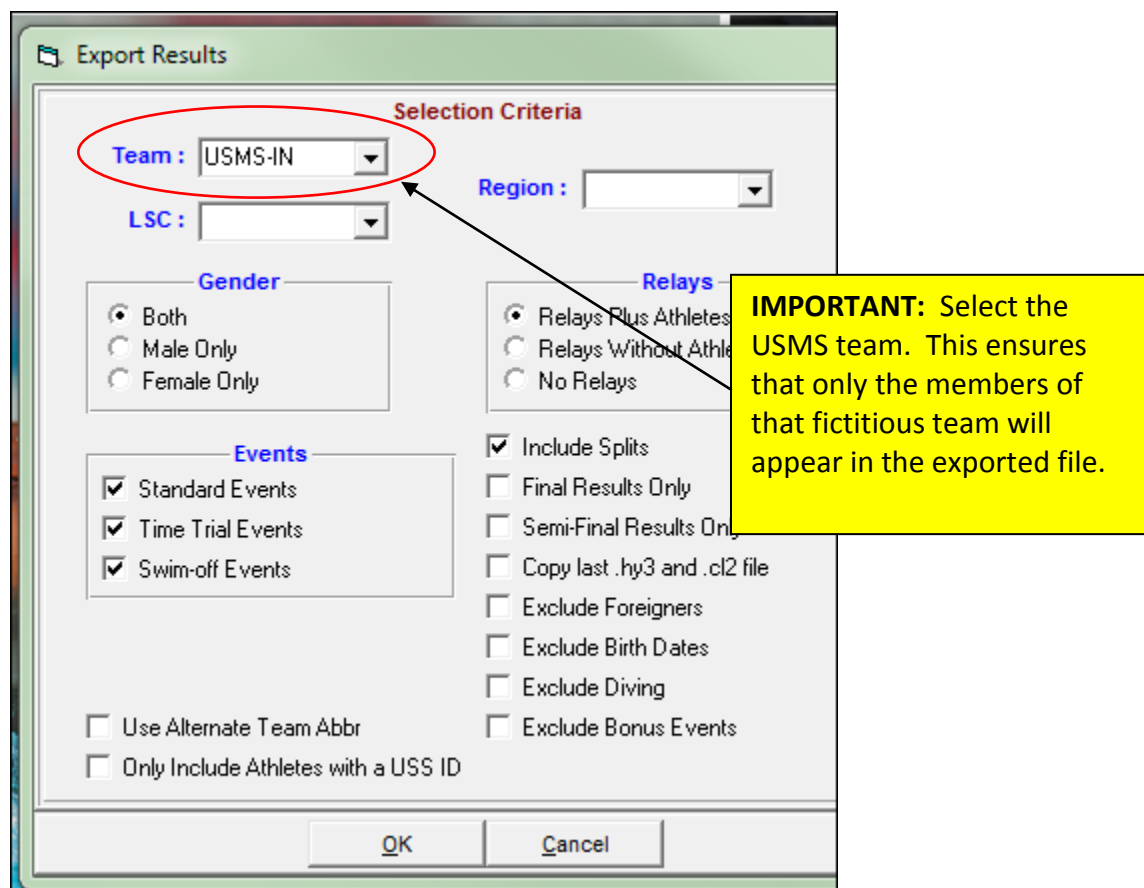
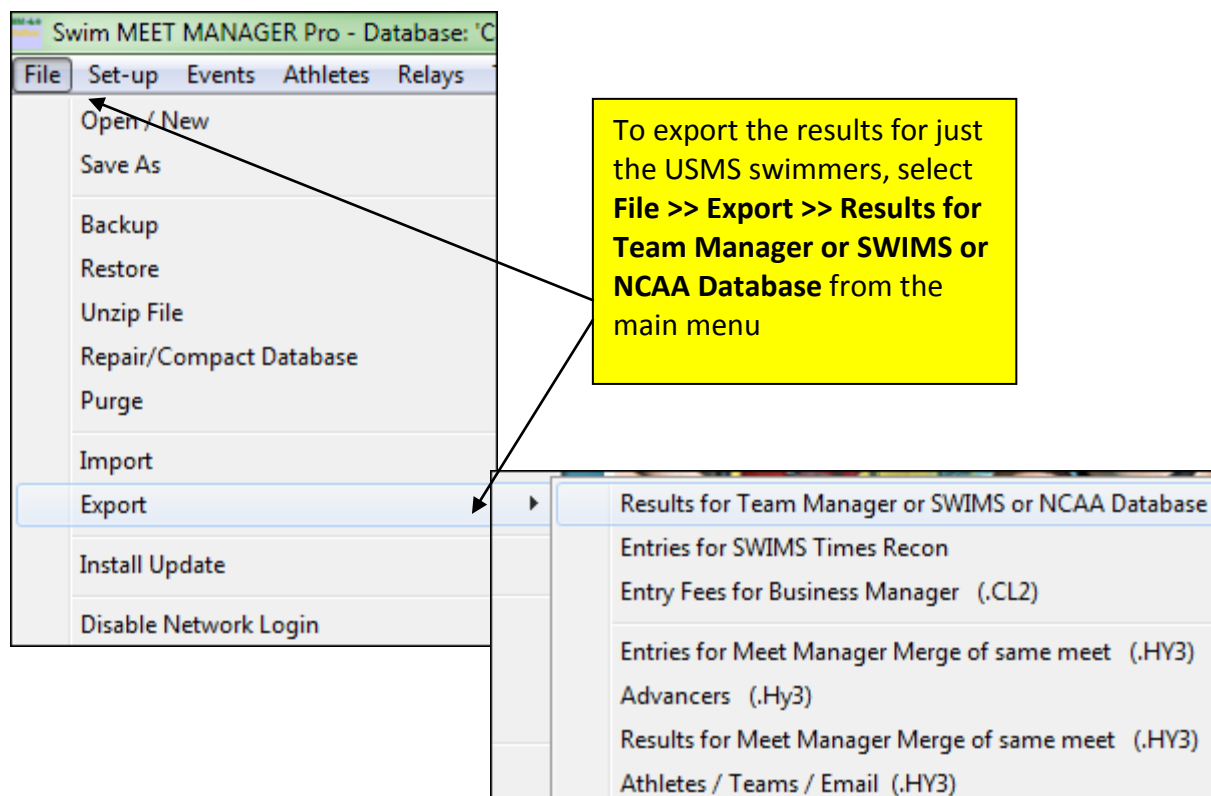
ENTRIES

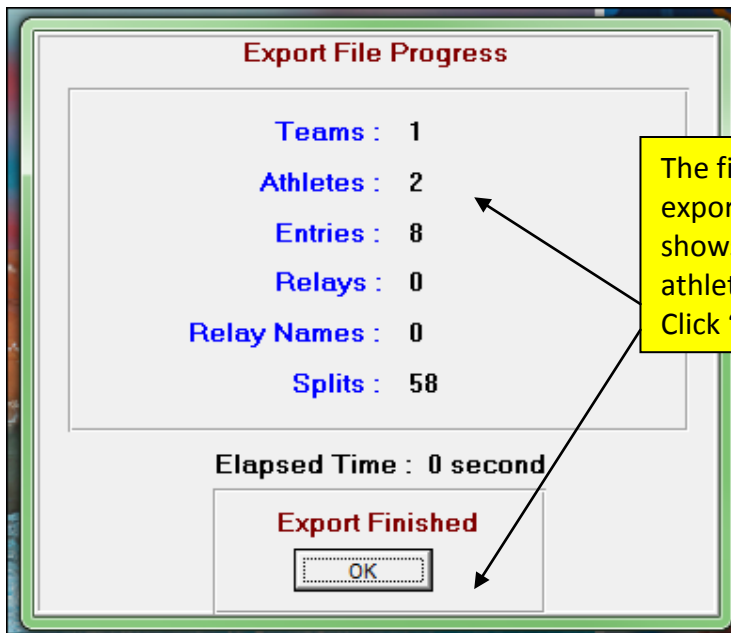
Event # Entry Time

Select the USMS-IN team, then click "OK" at the bottom of the athlete's record

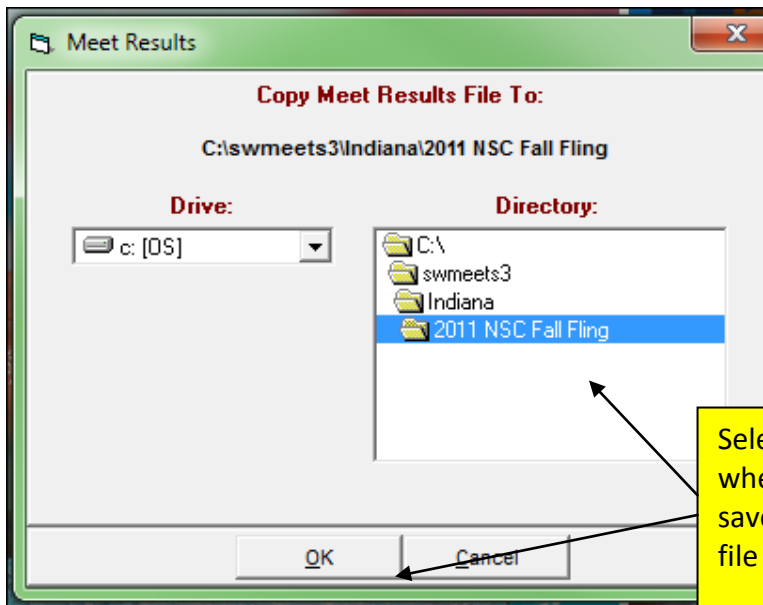
◀ ▶ OK Cancel

Repeat the above process for each Masters athlete in the meet.

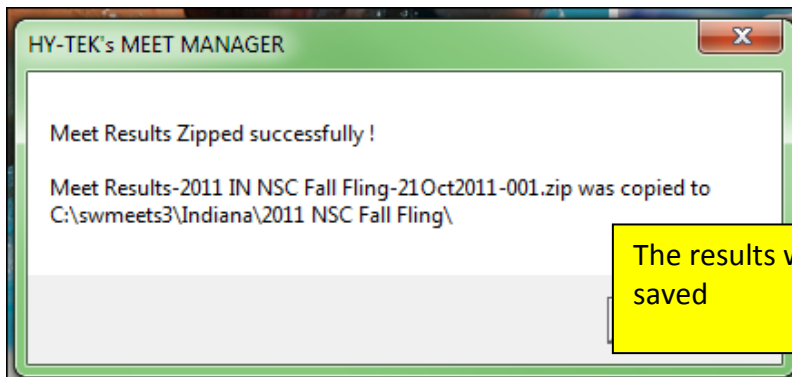




The file has been exported and the screen shows that only two athletes were included. Click "OK"



Select the folder where you want to save the results export file



The results were successfully saved