

Setting up your NEW My USMS account

Begin at <https://www.usms.org/>:

click on "MyUSMS" in the very upper right portion of the page



If your discussion forums user name and password automatically populate here, DO NOT USE. **Your forums user name and password will only grant you access to the [discussion forums platform](#), not your My USMS account on this page. My USMS accounts are based on your email address and password.**

Welcome to My USMS

In April 2018 we upgraded our website. If you've already created a new My USMS account since then, sign in below. If you have **not** created a new My USMS account since April 2018, create one below. Not sure? Check out [this tutorial](#).

Log in to My USMS

I have a new My USMS account.

Remember Me

[Forgot/Reset Password](#)
[Join USMS Today](#)

Create a New My USMS Account

I have **not** created a new My USMS account, here's my personal info.

Gender

Date of Birth

Create your NEW My USMS account under the "Create a New My USMS Account" header

Welcome to My USMS

In April 2018 we upgraded our website. If you've already created a new My USMS account since then, sign in below. If you have **not** created a new My USMS account since April 2018, create one below. Not sure? Check out [this tutorial](#).

Log in to My USMS

I have a new My USMS account.

Remember Me

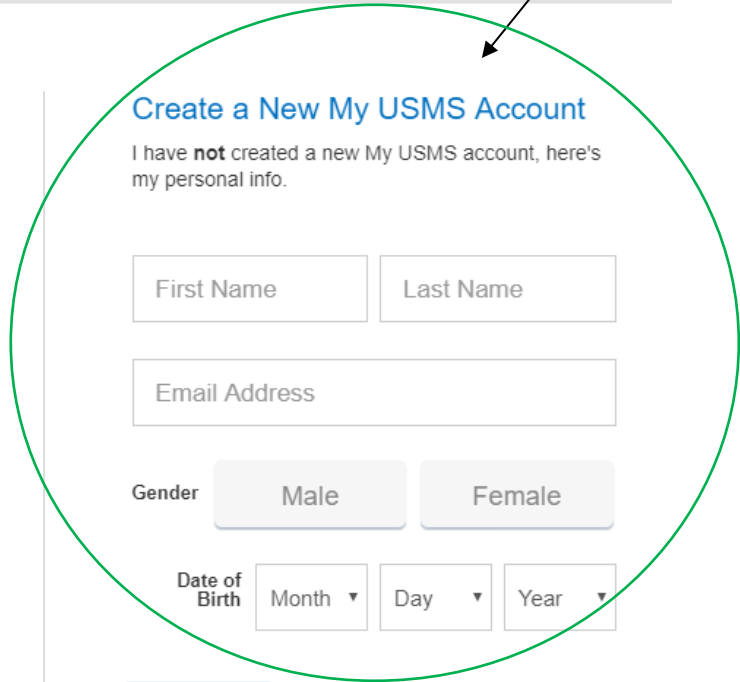
[Forgot/Reset Password](#)
[Join USMS Today](#)

Create a New My USMS Account

I have **not** created a new My USMS account, here's my personal info.

Gender

Date of Birth



Welcome to My USMS

In April 2018 we upgraded our website. If you've already created a new My USMS account since then, sign in below. If you have **not** created a new My USMS account since April 2018, create one below. Not sure? Check out [this tutorial](#).

Enter the required information that you register with, click "GO"

Log in to My USMS

I have a new My USMS account.

Remember Me

[Forgot/Reset Password](#)

[Join USMS Today](#)

Create a New My USMS Account

I have **not** created a new My USMS account, here's my personal info.

Gender

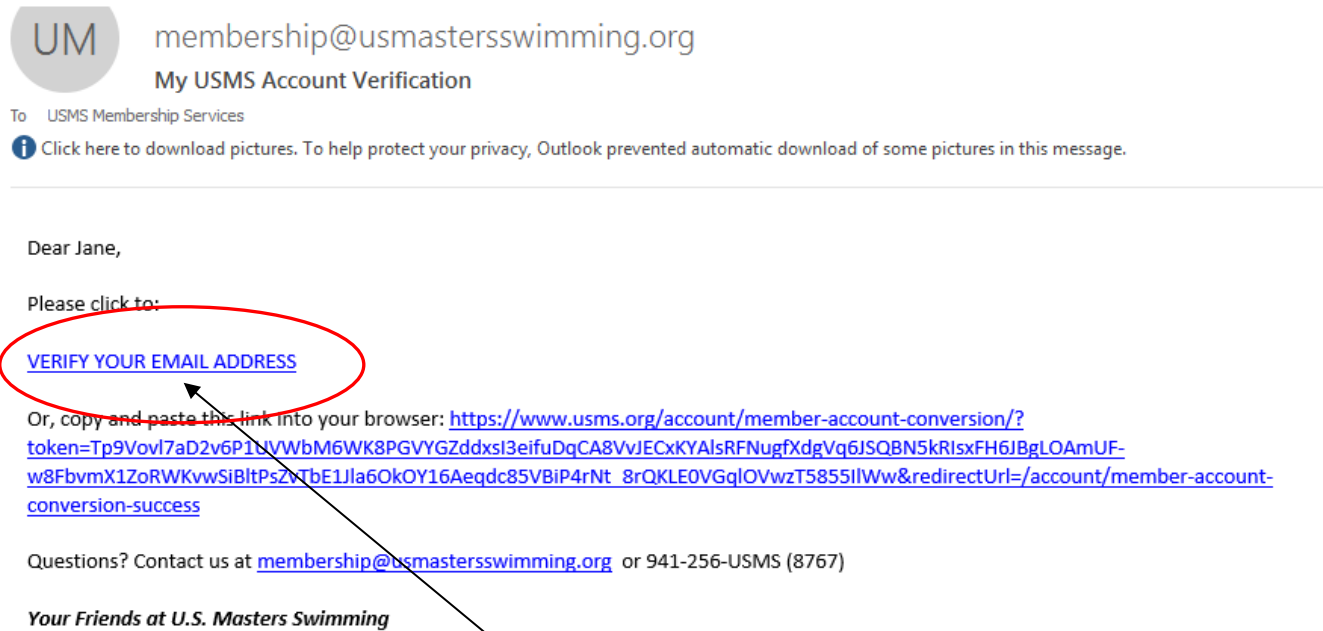
Date of Birth

The image shows a user registration interface with two main sections: "CREATE a NEW account" and "SIGN IN to your NEW account". The "CREATE a NEW account" section includes a form with fields for Name (Jane), Surname (Smith), Email (membership@usmastersswimm...), Gender (Male), and Date of Birth (January). A "GO!" button is at the bottom. The "SIGN IN to your NEW account" section includes a "Sign in" button and a note "(based on your email address)".

A white notification box with a red border and a close button (X) is overlaid on the form. The notification text reads: "Welcome back! Please check your email inbox verification link, and click to return for one more thing." A red oval highlights the text "Please check your email inbox verification link, and click to return for one more thing." A blue "Close" button is located at the bottom right of the notification box.

A yellow callout box with a black border and an arrow pointing to the notification text contains the following text: "This message indicates that the account is set up but has not been verified. The **verification email** will be sent to the email address that was provided."

Here is the email message you will receive:





membership@usmastersswimming.org
My USMS Account Verification

To USMS Membership Services

Click here to download pictures. To help protect your privacy, Outlook prevented automatic download of some pictures in this message.

Dear Jane,

Please click to:

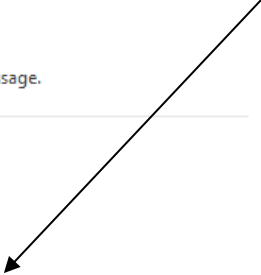
[VERIFY YOUR EMAIL ADDRESS](#)

Or, copy and paste this link into your browser: https://www.usms.org/account/member-account-conversion/?token=Tp9Vovl7aD2v6P1UVWbM6WK8PGVYGZddxsl3eifuDqCA8VvJECxKYAlsRFNugfXdgVq6JSQBN5kRisxFH6JBGLOAmUF-w8FbvmX1ZoRWKvwSiBltPsZvTbE1JJa6OkOY16Aegdc85VBiP4rNt_8rQKLE0VGqIOVwzT5855IIWw&redirectUrl=/account/member-account-conversion-success

Questions? Contact us at membership@usmastersswimming.org or 941-256-USMS (8767)

Your Friends at U.S. Masters Swimming

OR, if the link doesn't work, go to this URL:



Member Account Conversion

Set your password here

Name: Jane Smith

City/State: Sarasota / FL

Member Number: 148D-XXXXX

Status: Active

You have now verified your email address and will need to create a password.

Please enter your password below

Please enter password

Please retype password

CHANGE PASSWORD

Click "change password"

You have now successfully activated your new My USMS account.

The screenshot shows the 'My USMS' account dashboard for Jane Smith. At the top, the 'U.S. MASTERS SWIMMING' logo is on the left, and navigation links for 'Fitness & Training', 'Events', 'Club Finder', 'About USMS', 'Join', and 'MY USMS' are on the right. The user's name 'Jane Smith' and 'Current USMS Number: 148D' are displayed, with the number partially obscured by a redacted box containing 'XXXXXX'. A '[Log Out]' link is in the top right. The dashboard features several menu items: 'My Membership Profile' (with a person icon), 'Download My Membership Card' (with a membership card icon), 'My Fitness Log' (with a calendar icon), 'Places to Swim' (with a swimmer icon), 'Forums' (with a speech bubble icon), 'Read SWIMMER Magazine Online' (with a magazine cover icon), 'Exclusive Member Discounts' (with a tag icon), 'USMS Fitness Series Training Plans' (with a swimmer icon and 'USMS FITNESS SERIES' text), and 'Exclusive USMS Member Online Workouts' (with a swimmer icon).

Moving forward enter your email address and password under "Log in to My USMS"

Welcome to My USMS

In April 2018 we upgraded our website. If you've already created a new My USMS account since then, sign in below. If you have **not** created a new My USMS account since April 2018, create one below. Not sure? Check out [this tutorial](#).

Log in to My USMS

I have a new My USMS account.

Remember Me

GO!

[Forgot/Reset Password](#)

[Join USMS Today](#)

Create a New My USMS Account

I have **not** created a new My USMS account, here's my personal info.

Gender

Male

Female

Date of Birth

Month ▼

Day ▼

Year ▼

GO!