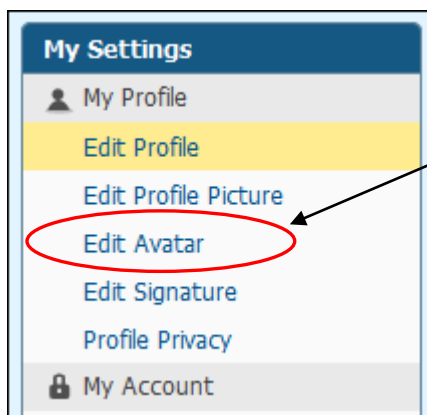
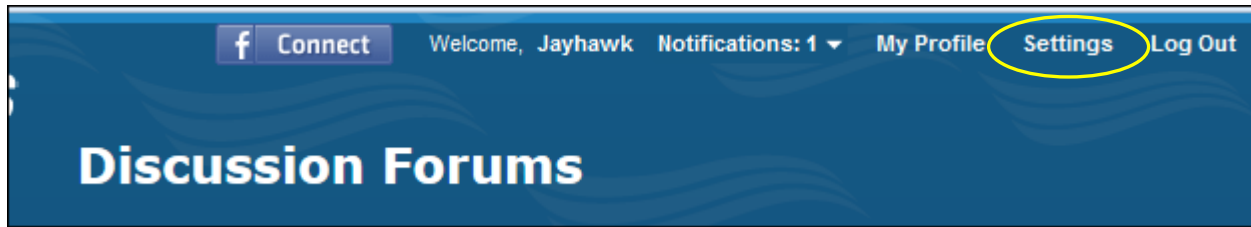


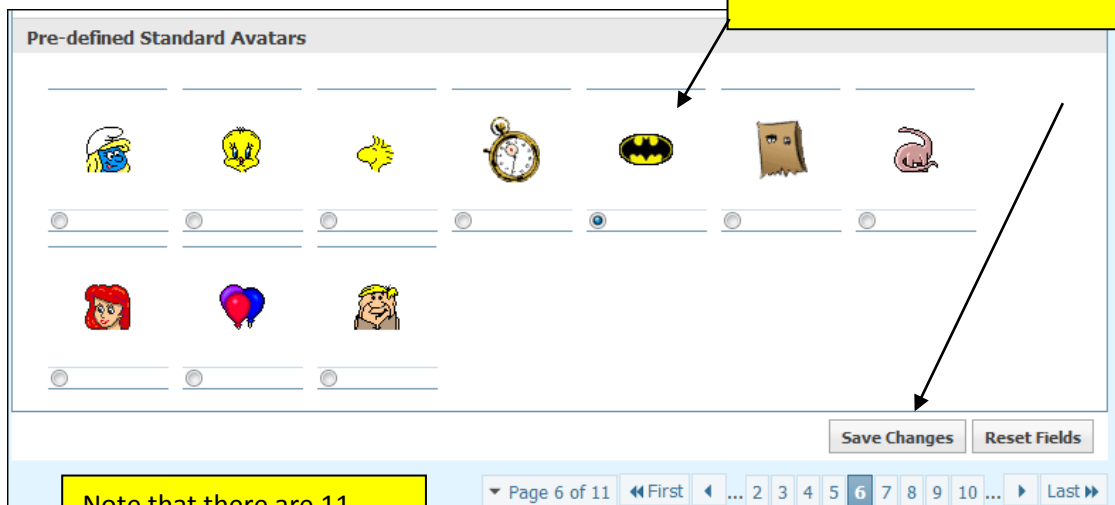
Adding an Avatar to Your Forums Profile

Log in to your forums account, then click on “Settings” at the very top of the page:



Select “Edit Avatar”
from the left-hand
column

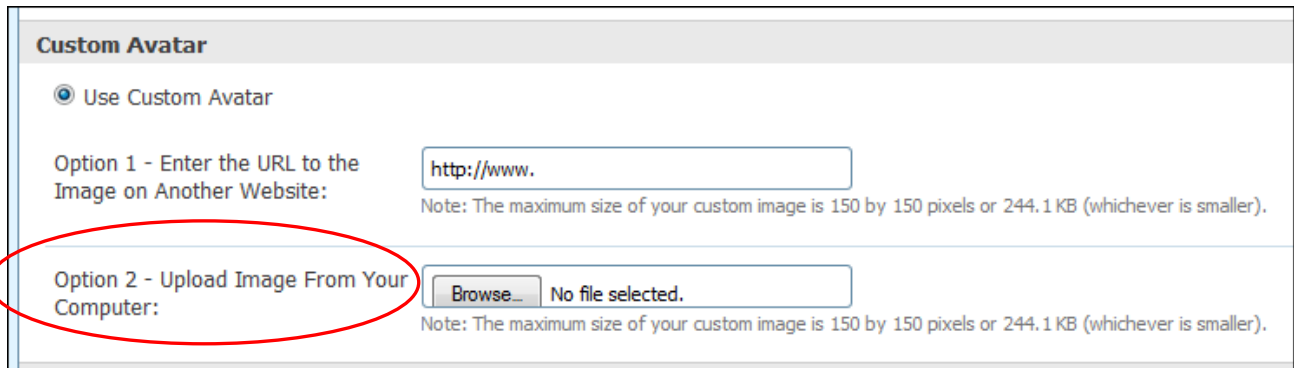
Using a Standard Avatar



Select your avatar, then click
the “Save Changes” button

Note that there are 11
pages of standard avatars
to choose from

Using a Custom Avatar



Custom Avatar

☒ Use Custom Avatar

Option 1 - Enter the URL to the Image on Another Website:

Note: The maximum size of your custom image is 150 by 150 pixels or 244.1 KB (whichever is smaller).

Option 2 - Upload Image From Your Computer:

Note: The maximum size of your custom image is 150 by 150 pixels or 244.1 KB (whichever is smaller).

You can upload an image from your computer (.JPG, .PNG, or .GIF). Note that the MAXIMUM size of the image is 150 x 150 pixels.

If you need to resize your image and you don't have the software to do it, use the free online tool at: www.webresizer.com

