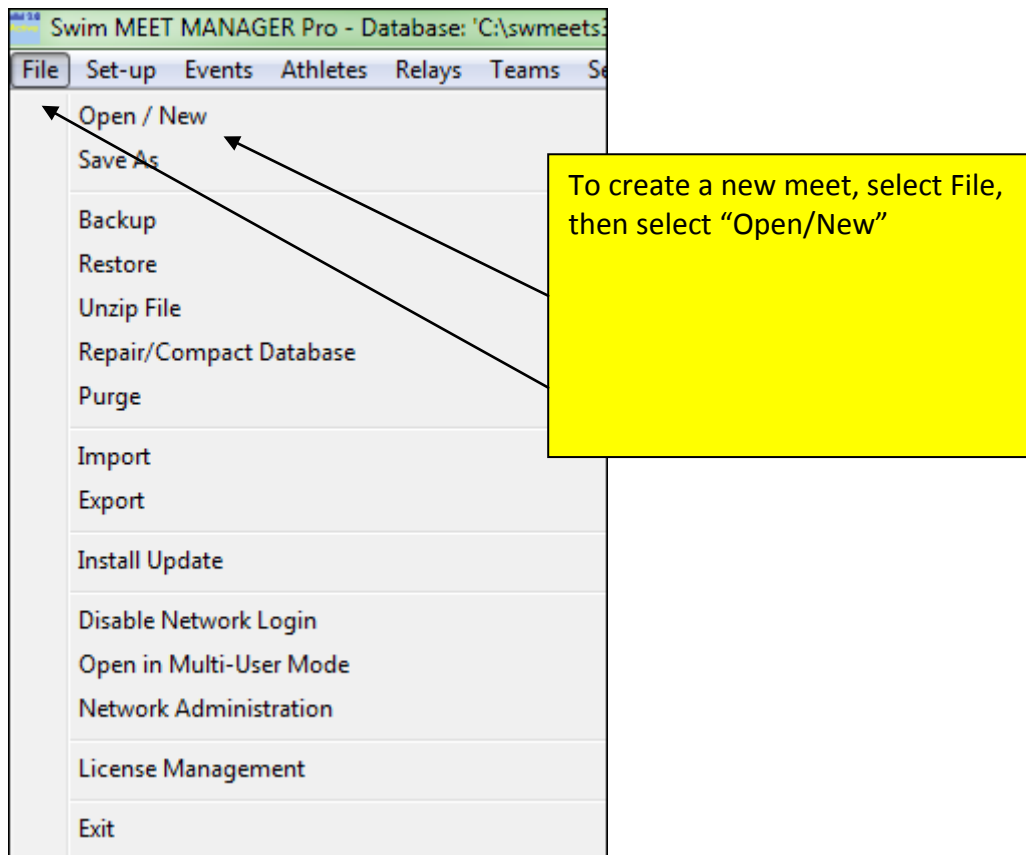
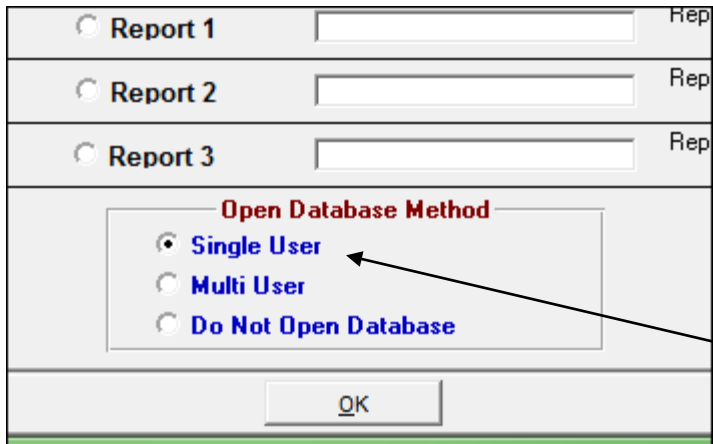
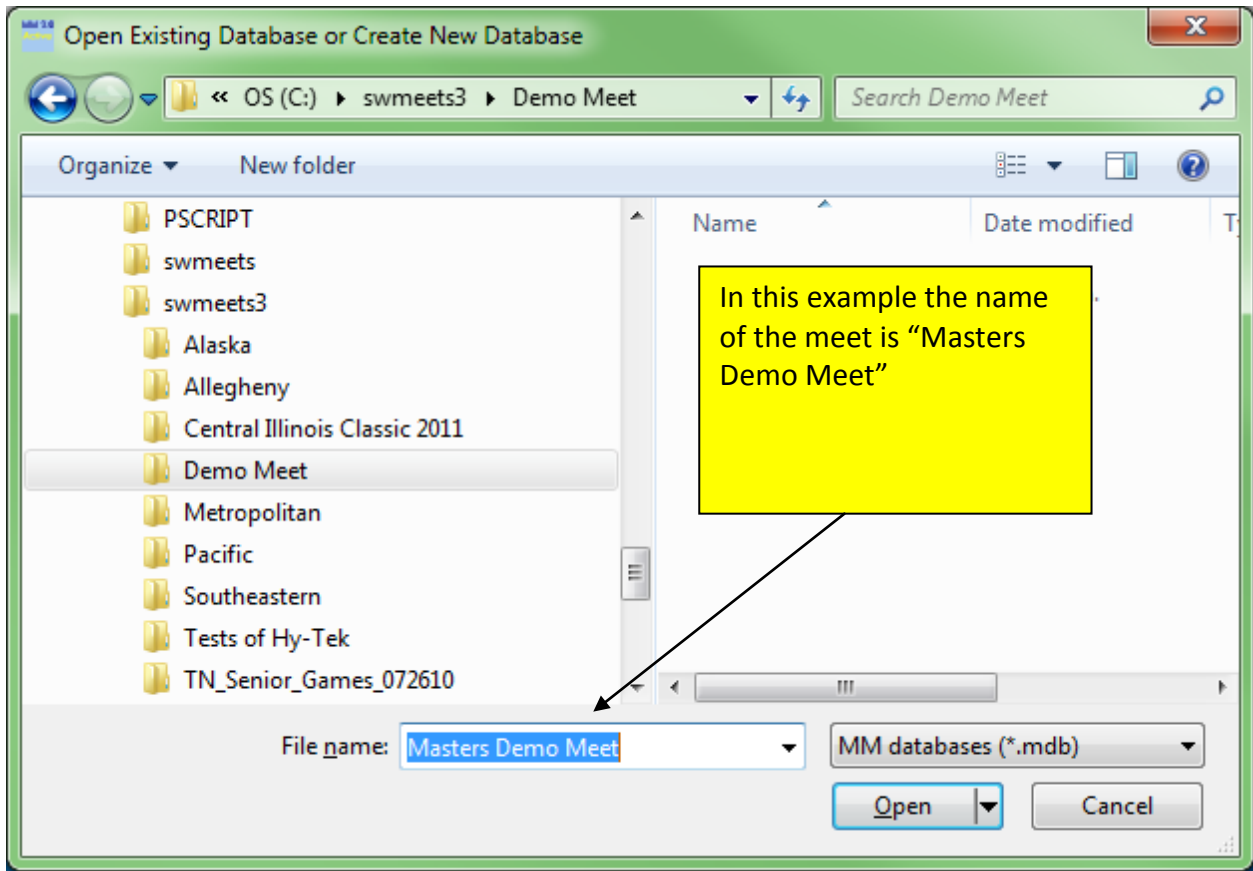


Setting up a Masters meet in Hy-Tek's Meet Manager software

There are several settings that you must choose when setting up a Masters meet in the Hy-Tek Meet Manager software. These settings ensure that the swimmer IDs follow the Masters format, and that the swimmer ages are calculated correctly.

To create a new meet, start at the main menu.





If you get this screen, select "Single User"

Meet Set-up

Meet Name : Masters Demo Meet

Facility Name : Texas Pool

Address : 123 Mockingbird Lane

Address :

City : Smithville

State / Province : TN

Country : USA

Postal Code :

Host LMSC : BD

Start Date : 05/14/11

End Date : 05/15/11

Age-Up Date : 12/31/11

Entry Deadline : 04/30/11

Divisions -

By Event

By Team

By Entry

Flighted

Time Standards

Div by Time Std

Meet Style

Standard

2 Team Dual

3+ Team Dbl Dual

Course

LC Meters

SC Meters

Yards

ID Format

USAS - USA Swimming

SNZ - Swimming New Zealand

SSA - Swimming South Africa

AUS - Australian Swimming

BS - British Swimming

BCSSA - Canadian League

Other

Class

Age Group

Senior / Open

High School

College

YMCA

Masters

Disabled

DQ Codes

Custom DQ Codes

USA-S DQ Codes

FINA DQ Codes

UK-ASA DQ Codes

Base Country : USA

Altitude in Feet :

Default Touch Pads at both ends :

Age-Up Athletes **OK** Cancel Re-Convert Entries

Enter the meet name and the facility name and address

Enter the host LMSC (you may have to type the 2-letter abbreviation if it is not in the pull-down menu)

Age-Up Date : 12/31/11

Host LMSC : BD

Other

Masters

SC Meters

- ID Format: **Other**
- Class: **Masters**
- Course: **choose**

Click OK when done

Enter the correct **age-up date**:

- December 31 for SCM or LCM
- The last day of the meet for SCY